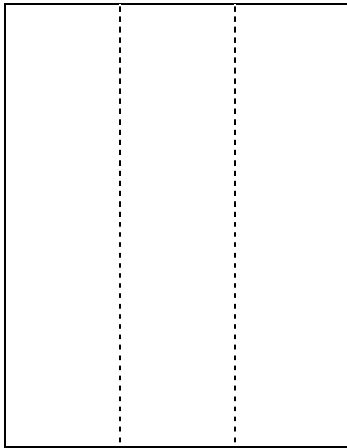


## Make a Talking Puppet

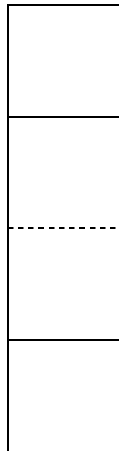
You can use this pattern to make all kinds of puppets that can talk. Encourage your child to make the puppet talk. In this way your child develops narrative skills, the ability to say what happens and to tell stories. You can make puppets for everyone, including yourself!

Use 8  $\frac{1}{2}$ "  $\times$  11" paper.

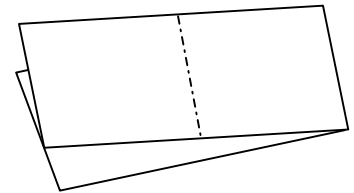
1. Fold into thirds



2. Fold in half



3. Fold each half backwards



4. Color your puppet.

Put your fingers in the top opening and your thumb in the bottom opening.

