





Every Child Ready to Read
@ your library

Phonological Awareness

Phonological awareness is the ability to hear and play with the smaller sounds in words, like hearing rhyming words and being able to clap syllables or parts of words. Researchers know this is an important skill when children start to sound out words.

Think P A L S:

-  **P** for play word games
-  **A** for animal sounds and more
-  **L** for listen for rhymes and syllables
-  **S** for sing songs and say rhymes

Try it at home:

Sing songs and do fingerplays.

Say nursery rhymes.

Play word games.



Next Workshop: Vocabulary





Date

Every Child Ready to Read
@ your library

Phonological Awareness

Phonological awareness is the ability to hear and play with the smaller sounds in words, like hearing rhyming words and being able to clap syllables or parts of words. Researchers know this is an important skill when children start to sound out words.

Think P A L S:

-  **P** for play word games
-  **A** for animal sounds and more
-  **L** for listen for rhymes and syllables
-  **S** for sing songs and say rhymes

Try it at home:

Sing songs and do fingerplays.

Say nursery rhymes.

Play word games.



Next Workshop: Vocabulary





Date

Every Child Ready to Read
@ your library

Phonological Awareness

Phonological awareness is the ability to hear and play with the smaller sounds in words, like hearing rhyming words and being able to clap syllables or parts of words. Researchers know this is an important skill when children start to sound out words.

Think P A L S:

-  **P** for play word games
-  **A** for animal sounds and more
-  **L** for listen for rhymes and syllables
-  **S** for sing songs and say rhymes

Try it at home:

Sing songs and do fingerplays.

Say nursery rhymes.

Play word games.




Next Workshop: Vocabulary

Date


Vocabulary

Vocabulary is knowing the names of things. The more words children hear and understand, the more ready they will be to read on their own. Books offer vocabulary that conversation, television, and computer games do not.

Remember to B E T:

 **B** for use big words and books

 **E** for explain new words

 **T** for talk and repeat

Try it at home:

Talk to your child, a lot!

Read to your child every day.

Use encouraging words whenever possible.




Next Workshop: Narrative Skills


Date


Vocabulary

Vocabulary is knowing the names of things. The more words children hear and understand, the more ready they will be to read on their own. Books offer vocabulary that conversation, television, and computer games do not.

Remember to B E T:

 **B** for use big words and books

 **E** for explain new words

 **T** for talk and repeat

Try it at home:

Talk to your child, a lot!

Read to your child every day.

Use encouraging words whenever possible.




Next Workshop: Narrative Skills


Date


Vocabulary

Vocabulary is knowing the names of things. The more words children hear and understand, the more ready they will be to read on their own. Books offer vocabulary that conversation, television, and computer games do not.

Remember to B E T:

 **B** for use big words and books

 **E** for explain new words

 **T** for talk and repeat

Try it at home:

Talk to your child, a lot!

Read to your child every day.

Use encouraging words whenever possible.







Next Workshop: Narrative Skills

Date

Narrative Skills

Narrative skills are the expressive part of language, being able to describe things, to tell what happened, to retell stories. This skill helps children later understand what they read.

Think P A R T:

-  **P** for patience, pause for response
-  **A** for ask questions
-  **R** for child retelling stories, repeating words and sentences
-  **T** for talking, tell what happened

Try it at home:

Tell family stories.

Encourage your child to tell stories.

Ask your child questions.







Next Workshop: Print Awareness

Date

Narrative Skills

Narrative skills are the expressive part of language, being able to describe things, to tell what happened, to retell stories. This skill helps children later understand what they read.

Think P A R T:

-  **P** for patience, pause for response
-  **A** for ask questions
-  **R** for child retelling stories, repeating words and sentences
-  **T** for talking, tell what happened

Try it at home:

Tell family stories.

Encourage your child to tell stories.

Ask your child questions.







Next Workshop: Print Awareness

Date

Narrative Skills

Narrative skills are the expressive part of language, being able to describe things, to tell what happened, to retell stories. This skill helps children later understand what they read.

Think P A R T:

-  **P** for patience, pause for response
-  **A** for ask questions
-  **R** for child retelling stories, repeating words and sentences
-  **T** for talking, tell what happened

Try it at home:

Tell family stories.

Encourage your child to tell stories.

Ask your child questions.







Next Workshop: Print Awareness

Date

Print Awareness

Being familiar with printed language helps children feel comfortable with books and understand that print is useful.

Remember P A T S:

-  **P** for point to words
-  **A** for print is all around us
-  **T** for turn pages, handling books
-  **S** for scribbling, drawing and writing

Try it at home:

Show children that print is all around them.

Let your child turn the pages.

Encourage your child to play with print.







Next Workshop: Letter Knowledge

Date

Print Awareness

Being familiar with printed language helps children feel comfortable with books and understand that print is useful.

Remember P A T S:

-  **P** for point to words
-  **A** for print is all around us
-  **T** for turn pages, handling books
-  **S** for scribbling, drawing and writing

Try it at home:

Show children that print is all around them.

Let your child turn the pages.

Encourage your child to play with print.







Next Workshop: Letter Knowledge

Date

Print Awareness

Being familiar with printed language helps children feel comfortable with books and understand that print is useful.

Remember P A T S:

-  **P** for point to words
-  **A** for print is all around us
-  **T** for turn pages, handling books
-  **S** for scribbling, drawing and writing

Try it at home:

Show children that print is all around them.

Let your child turn the pages.

Encourage your child to play with print.



Next Workshop: Letter Knowledge





Date

Every Child Ready to Read
@ your library

Letter Knowledge

For young children, letter knowledge means knowing that the same letter can look different, that letters have names, and that letters are related to sounds.

Remember to PAWS:

-  **P** for play with letters
-  **A** for alike and different
-  **W** for write and draw
-  **S** for shapes

Try it at home:

Make letters out of playdough, wet spaghetti noodles, or with your hands.
Look at and talk about shapes.
Point out letters you see around you.
Read alphabet books together.



Next Workshop: Print Motivation





Date

Every Child Ready to Read
@ your library

Letter Knowledge

For young children, letter knowledge means knowing that the same letter can look different, that letters have names, and that letters are related to sounds.

Remember to PAWS:

-  **P** for play with letters
-  **A** for alike and different
-  **W** for write and draw
-  **S** for shapes

Try it at home:

Make letters out of playdough, wet spaghetti noodles, or with your hands.
Look at and talk about shapes.
Point out letters you see around you.
Read alphabet books together.



Next Workshop: Print Motivation





Date

Every Child Ready to Read
@ your library

Letter Knowledge

For young children, letter knowledge means knowing that the same letter can look different, that letters have names, and that letters are related to sounds.

Remember to PAWS:

-  **P** for play with letters
-  **A** for alike and different
-  **W** for write and draw
-  **S** for shapes

Try it at home:

Make letters out of playdough, wet spaghetti noodles, or with your hands.
Look at and talk about shapes.
Point out letters you see around you.
Read alphabet books together.



Next Workshop: Print Motivation





Date

Every Child Ready to Read
@ your library

Print Motivation

Print motivation is the enjoyment of books and reading. Being familiar with printed language helps children feel comfortable with books and understand that print is useful.

Think S L I M:

-  **S** for stop in the middle to keep it positive
-  **L** for library, lots of books, let your child choose, too
-  **I** for interactive, have your child participate
-  **M** for good moods as you share books

Try it at home:

Make book sharing a fun and special time.

Let your child see you reading.

Let children pick out books.







Remember to return your
workshop evaluation form!

Every Child Ready to Read
@ your library

Print Motivation

Print motivation is the enjoyment of books and reading. Being familiar with printed language helps children feel comfortable with books and understand that print is useful.

Think S L I M:

-  **S** for stop in the middle to keep it positive
-  **L** for library, lots of books, let your child choose, too
-  **I** for interactive, have your child participate
-  **M** for good moods as you share books

Try it at home:

Make book sharing a fun and special time.

Let your child see you reading.

Let children pick out books.







Remember to return your
workshop evaluation form!

Every Child Ready to Read
@ your library

Print Motivation

Print motivation is the enjoyment of books and reading. Being familiar with printed language helps children feel comfortable with books and understand that print is useful.

Think S L I M:

-  **S** for stop in the middle to keep it positive
-  **L** for library, lots of books, let your child choose, too
-  **I** for interactive, have your child participate
-  **M** for good moods as you share books

Try it at home:

Make book sharing a fun and special time.

Let your child see you reading.

Let children pick out books.



Remember to return your
workshop evaluation form!