

What makes a good book for Wee Readers?

- Thick, sturdy cover and pages
- Bright, colorful, clear pictures
- Simple geometric shapes
- Photos of faces, especially babies
- Few words
- Nursery rhymes
- Stories with rhyme, rhythm, and repetition

-----Cut here-----

Congratulations on completing your Wee Reader's Log!
Complete this form and take it to the library for a chance
to win dinner for two!

Child's name _____

Parent's name _____

Phone number _____

Wee Reader's Log

Beginning a lifelong love of reading...



(ages birth to 2)

Check off each activity as you complete it with your child.
When you finish each page, bring this log to any library
branch to receive a prize for your child.

Return the completed Wee Reader's Log by **August 31, 2008**,
and be entered into a drawing for parents to win dinner for two!

Boone County Public Library
www.bcpl.org



What makes a good book for Wee Readers?

- Thick, sturdy cover and pages
- Bright, colorful, clear pictures
- Simple geometric shapes
- Photos of faces, especially babies
- Few words
- Nursery rhymes
- Stories with rhyme, rhythm, and repetition

-----Cut here-----

Congratulations on completing your Wee Reader's Log!
Complete this form and take it to the library for a chance
to win dinner for two!

Child's name _____

Parent's name _____

Phone number _____

Wee Reader's Log

Beginning a lifelong love of reading...



(ages birth to 2)

Check off each activity as you complete it with your child.
When you finish each page, bring this log to any library
branch to receive a prize for your child.


Return the completed Wee Reader's Log by **August 31, 2008**,
and be entered into a drawing for parents to win dinner for two!

Boone County Public Library
www.bcpl.org






Share a favorite bedtime story with your child.




Dance and sing together.




Take a walk with your child, naming objects, actions, and feelings.




Point out letters on toys, magazines, signs, etc.




Rhyme words with familiar objects: clock-block, tummy-yummy, etc.



Take time out to talk with your child about things you did together.



Do a song and fingerplay, such as “Itsy Bitsy Spider.”



Respond to your child’s sounds and gestures; repeat them.

Library
Stamp

Congratulations! Pick up your child’s prize! Please continue on the next page; you have until August 31 to complete the program.



Share a favorite bedtime story with your child.




Dance and sing together.




Take a walk with your child, naming objects, actions, and feelings.




Point out letters on toys, magazines, signs, etc.




Rhyme words with familiar objects: clock-block, tummy-yummy, etc.



Take time out to talk with your child about things you did together.



Do a song and fingerplay, such as “Itsy Bitsy Spider.”



Respond to your child’s sounds and gestures; repeat them.

Library
Stamp


Congratulations! Pick up your child’s prize! Please continue on the next page; you have until August 31 to complete the program.



Use bath time to talk about opposites: full/empty, wet/dry, in/out, etc.



Share nursery rhymes with your child.




Share a book with your child, talking about the pictures, not reading the words.



Share a music CD or tape with your child.




Come to a storytime at the library OR visit the library to select books and play.



Clap each syllable in familiar words or in a nursery rhyme.



Share a number or shape book with your child.



While dressing or playing, name body parts for your child.

Library
Stamp


Congratulations! Pick up your child’s book! Fill out the coupon on the back of this log for your chance to win dinner for two!



Use bath time to talk about opposites: full/empty, wet/dry, in/out, etc.



Share nursery rhymes with your child.




Share a book with your child, talking about the pictures, not reading the words.



Share a music CD or tape with your child.




Come to a storytime at the library OR visit the library to select books and play.



Clap each syllable in familiar words or in a nursery rhyme.



Share a number or shape book with your child.



While dressing or playing, name body parts for your child.

Library
Stamp

Congratulations! Pick up your child’s book! Fill out the coupon on the back of this log for your chance to win dinner for two!