Three Little Pigs

Your child heard the story, *The Three Little Pigs*, today. We retold the story using houses folded from paper, one for straw, one for sticks and one for brick.

You can make three houses at home using the instructions below. Let your child color each house and then tell the story.

When you encourage your child to retell stories, you are helping them develop their ***narrative skills.*** This is a skill that is needed to help children understand what they will later be able to read themselves. Using props helps your child remember the story and makes it easier for him to retell it. Let your child retell the story again and again. Encourage your child to tell the story in different ways, adding his own ideas to a story.

You'll need one sheet of 8 ½ x 11 sheet of paper for each house. You can use construction paper if you like.
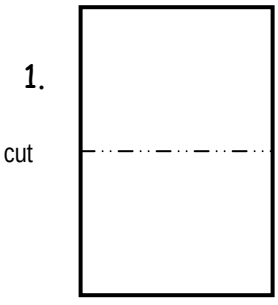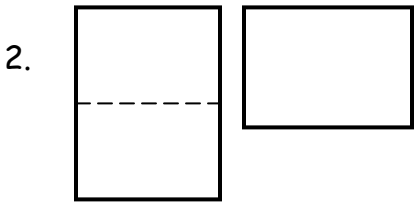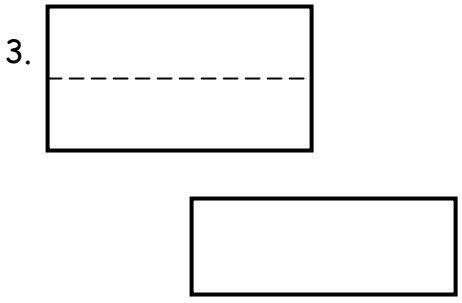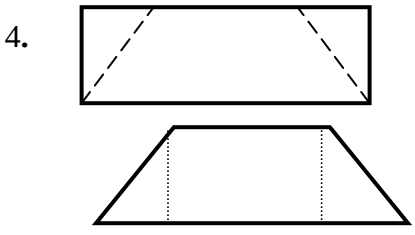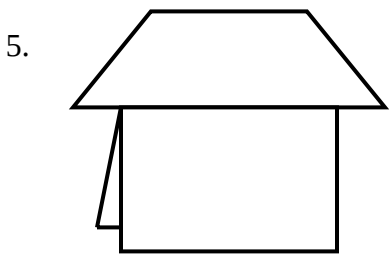
1. Fold the paper in half horizontally and cut it in half.
2. Take one half of the piece of paper. With the short side at the top, fold it in half, bringing the top to meet the bottom. Set this piece aside.
3. Take the other half of the piece of paper. Start with the long side at the top. Fold it in half, bringing the top down to meet the bottom. The open side should be at the bottom.
4. Fold down the corners to make triangles.
5. Place this roof over the folded side of the first piece.
6. Spread the bottom to make it stand.
7. Make one for each house. Color if you like.
8. Tell the story.