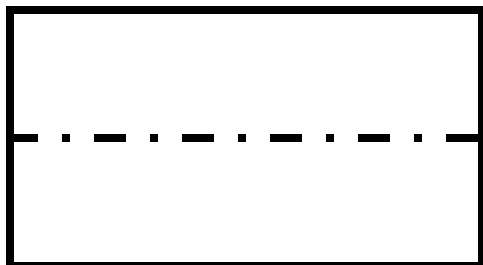
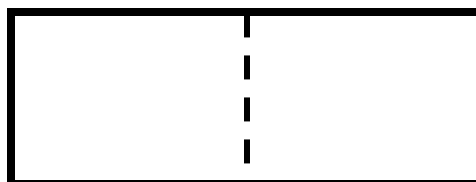


# Make Your Own I'm a Reader Crown

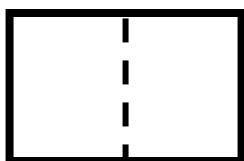
- 1** Cut one piece of paper in half as shown




- 2** For each half sheet of paper, fold in half.

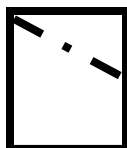


- 3** Fold over in half again.



- 4**  This side is folded, no openings.

- 5** Cut diagonally as shown.



- 6** You have two pieces that look like this.  
Tape them together to fit head size.  
Decorate.

