

# YOU



help your child develop

## Print Motivation

when you

make book sharing time enjoyable.

- When your baby puts a book in his mouth, gently remove it and start reading it together.
  - ♦ Offer a rattle or something else to chew on.
- Let your child turn the pages.
  - ♦ Your baby may bat at the pages at first.
- Read as long as your child is interested; no power struggles over books.
- Read with your child every day, a few minutes at a time.



Print Motivation #1 0—2

# YOU



help your child develop

## Print Motivation

when you

make book sharing time enjoyable.

- Let your child choose the book.
- Same book over and over?
  - ♦ Children learn through repetition.
  - ♦ Talk about the book in different ways.
- Read as long as your child is interested; no power struggles over books.
- Read with your child every day, a few minutes at a time.



Print Motivation #1 2—5

# YOU



help your child develop

## Print Motivation

when you

find ways to keep your child's attention.

- Use “parentese” with your baby.
  - ♦ Use higher pitched voice
  - ♦ Exaggerate sounds in words
  - ♦ Speak slowly and clearly, short sentences
- Use a cheerful voice.
- Encourage your child to join in.
  - ♦ Say animal sounds.
  - ♦ Talk about the pictures.
  - ♦ Repeat what you say.
  - ♦ Turn pages.
- Several short and sweet reading times throughout the day is fine.



Print Motivation #2 0—2

# YOU



help your child develop

## Print Motivation

when you

find ways to keep your child's attention.

- Use a cheerful voice.
- Try different voices for different characters
- Encourage our child to say repeated phrases with you.
- Encourage your child to tell you about the pictures.
- Talk about the book; but don't quiz them.
- Several short and sweet reading times throughout the day is fine.



Print Motivation #2 2—5

## No book handy? Activities you can do to help

- You can read anything to your child:

- ♦ Magazines, newspaper
- ♦ Catalogs
- ♦ Cereal boxes
- ♦ Recipes
- ♦ Instructions
- ♦ Mail



- When you learn something by reading about it, tell your child what you found out and where you read it.

Print Motivation #1 2—5

## No book handy? Activities you can do to help

- You can read anything to your child:

- ♦ Magazines, newspaper
- ♦ Catalogs
- ♦ Cereal boxes
- ♦ Recipes
- ♦ Instructions
- ♦ Mail



- Talk with your child about things you are reading.



Print Motivation #1 0—2

## No book handy? Activities you can do to help

- Do not use reading time as a punishment.
  - ♦ Not: If you don't do . . ., you have to read for 10 minutes.
  - ♦ Not: You weren't behaving so I won't read with you tonight.
  - ♦ Yes: I enjoy reading books with you.
- Give books as gifts, like a toy.



Print Motivation #2 2—5

## No book handy? Activities you can do to help

- Read to your child from a magazine or catalog.
- Play Read-a-Sign with your toddler:
  - ♦ Your toddler points to a sign
  - ♦ You read what it says
  - ♦ So many signs:
    - In stores
    - On the street
    - In offices, restaurants



Print Motivation #2 0—2

# YOU

help your child develop

## Print Motivation

when you

play games with books.

- Sing a song about what is in the book.
  - ♦ A book about animals, *Old Macdonald Had a Farm*
- Read songbooks and sing the songs.
- Play peek-a-boo games with books.
  - ♦ Use flap books.
  - ♦ Use your hand, towel, or blanket to cover the picture in the book. Take it off.  
Say, Peek-a-boo, I see \_\_\_\_.
  - ♦ Cover your child's toy or part of his body.  
Play peek-a-boo!
  - ♦ Snap the book open and shut, saying Hello, Goodbye.



Peek-a-boo.  
I see your knee!



Print Motivation #3 0—2

# YOU

help your child develop

## Print Motivation

when you

play games with books.

- Connect books to what they know.
  - ♦ A book about getting dressed, dress a doll or sort clothes
- Put actions to a repeated phrase.
- Sing a song about what is in the book.
  - ♦ A book about animals, *Old Macdonald Had a Farm*
- Read songbooks and sing the songs.
- Play “My New Ending”
  - ♦ Have your child make up a new ending to the book.



Print Motivation #3 2—5

# YOU

help your child develop

## Print Motivation

when you

share books that interest you and your child.

- When your child brings you a book to read, stop and read for at least a short time.



- ♦ Babies like books with bright pictures, faces, photographs, textures.
- ♦ Toddlers like books of animals, things around them, your child's interests.
- ♦ Books with rhyme, rhythm, nursery rhymes
- ♦ Books that YOU enjoy even if your child doesn't listen to the whole book.



- Let your child see YOU reading!

Print Motivation #4 0—2

# YOU

help your child develop

## Print Motivation

when you

share books that interest you and your child.

- Read true books about things that interest your child.
- Read books to your child about things that interest you.
- Let your child see YOU reading.
  - ♦ Read together—you read to your child.
  - ♦ Read together—you and your child each reading your own book.
- Read favorite books over and over again, in different ways.



Print Motivation #4 2—5

## No book handy? Activities you can do to help



- Relate reading to your child's interests.
- Don't know the answer to a question your child asks?
  - ♦ Let's call the library and find out.
  - ♦ Let's go to the library and find out.
- Look on a website together.



Print Motivation #3 2—5

## No book handy? Activities you can do to help

- Make a book.
  - ♦ Use pictures of your child or cut out pictures from magazines or catalogs.
  - ♦ Glue pictures to paper cut up cereal boxes or cardboard.
  - ♦ Staple pages together.
- Share the book with your child.
- Talk about the pictures.




Print Motivation #3 0—2

## No book handy? Activities you can do to help

- Play What Can You Read game.
  - ♦ Look around and see what signs or writing your child can read.
  - ♦ Your child may recognize a logo—that's the beginning of reading.
- Read lots of signs to your child.
  - ♦ Menu at a fast food or restaurant
  - ♦ Advertisements on buildings or buses
  - ♦ License plates and bumper stickers
  - ♦ Street signs




Print Motivation #4 2—5



## No book handy? Activities you can do to help

- Let your child see you reading the mail.
- Talk about what came, a letter, a magazine, an advertisement, a catalog.
- Show your child your name.
- Talk about who sent it.
- As you look at the mail, think about something interesting and tell your child about it.



Print Motivation #4 0—2