

YOU



help your child develop

Print Awareness

when you

relate pictures and written word to real things.

- Point to pictures and show your baby real items.
- Point to words in title as you read books.



Print Awareness #1 0—2



YOU



help your child develop

Print Awareness

when you

relate written words to spoken words.

- Point to the words in the book title.
- Point to words in a repeated phrase.



"Not I," said the Mouse.

Print Awareness #1 2—5

YOU



help your child develop

Print Awareness

when you

encourage scribbling.

- Read and play action rhymes with your baby and toddler.
- Give your child paper and crayons or pencils to scribble and draw.



Print Awareness #2 0—2

YOU



help your child develop

Print Awareness

when you

encourage your child to write.

- Point out characters in books who are writing or drawing.
- Have your child draw a picture about a story you read.
- Write down what your child says.



Print Awareness #2 2—5

No book handy? Activities you can do to help



- Read labels, signs and logos all around you.



Print Awareness #1 2—5

No book handy? Activities you can do to help



- Read labels, signs and logos all around you.



Print Awareness #1 0-2

No book handy? Activities you can do to help

- Encourage your child to write notes.
Ask your child to tell you what it says.
- Write your child's name or a favorite word.
- Encourage your child write even if it looks like scribbles.
- Write down a story your child tells you.
- Let your child see you writing.

- ♦ Lists
- ♦ Letters
- ♦ Notes

- Tell your child what it says.



Print Awareness #2 2—5

No book handy? Activities you can do to help

- Do fingerplays and action rhymes anytime.
 - ♦ Pat-a-Cake
 - ♦ Where Is Thumbkin?
- Encourage your child to scribble.
- Let your child see you writing.
 - ♦ Lists
 - ♦ Letters
 - ♦ Notes
- Explain what it says to your child.



Print Awareness #2 0—2

YOU



help your child develop Print Awareness

when you

help your child learn how books work.

- **Baby chewing on a book?**
 - ♦ Have a couple you don't mind getting chewed up.
 - ♦ Open a book and read it while he chews on a rattle.
- **Baby bats at the pages, will later turn them!**
- **Let your toddler**
 - ♦ Help you turn the pages.
 - ♦ Hold the book as you read it.
- **At the front cover, say:**
Let's start at the beginning, with the front cover.
- **As you finish, close the book and say,**
The end, all finished!



Print Awareness #3 0—2

YOU



help your child develop Print Awareness

when you

help your child learn how books
and written words work.

- **Have your child turn the pages.**
- **Point to words in one or two sentences, so your child can see the direction in which we read.**
 - ♦ In English, from left to right and from top to bottom.
- **Have your child hold the book as you read or while he tells you the story.**
- **Point out the names on the cover**
 - ♦ The author writes the book.
 - ♦ The illustrator draws the pictures.



Print Awareness #3 2—5

YOU



help your child develop Print Awareness

when you

use books that help your child focus
on pictures through his senses.



Here's a rabbit.
Feel the fur,
nice and soft.

- **Books with textures**
- **Books with clear pictures**
- **Books with bright colors**
- **Play Peek-a-boo Picture:**
 - ♦ Cover a picture, a cow, with a cloth or towel
 - ♦ Say where's the cow?
 - ♦ Lift up the cloth. Say, There's the picture of the cow!



Print Awareness #4 0—2

YOU



help your child develop Print Awareness

when you

help your child notice print.

- **Point out what is being said in speech balloons.**
- **Point out words that are written differently to show what the word means.**




Print Awareness #4 2—5

No book handy? Activities you can do to help

- Make a book with your child.
 - ♦ Fold a couple of sheets of paper in half.
 - ♦ Staple together.
 - ♦ Draw pictures, cut from catalogs, use family photos.
- Write the words to your child's story.
- Play games with words for position:
 - ♦ Hokey Pokey
 - ♦ Simon Says

Simon Says put your right hand above your head.



♦ Over and under
♦ Up and down
♦ Above and below
♦ Top and bottom
♦ Left and right

Print Awareness #3 2—5

No book handy? Activities you can do to help

- Make a book for your baby or toddler:
 - ♦ Cut up cereal boxes or put pictures into zip-up sandwich bags.
 - ♦ Staple together.
 - ♦ Lots of pictures—make lots of books!

Let's look for your socks in the top drawer.

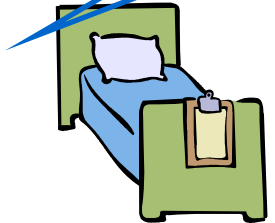


Print Awareness #3 0-2

- Talk about positions when you play with your child


♦ Over and under
♦ Up and down
♦ Above and below
♦ Top and bottom
♦ Left and right

I see your ball. It's under the bed.



No book handy? Activities you can do to help

- Label shelves for toys and clothes.
- Label items around the house.
- Use more than one word for the same thing—rug, carpet.
- Point to what is being said in the speech balloons in comics.



Print Awareness #4 2—5

No book handy? Activities you can do to help

- Label items using pictures.
- Show your child a picture in a catalog and then the real thing.



Print Awareness #4 0—2