

YOU



help your child develop

Narrative Skills

when you

encourage your child to talk as you read books.

- Talk about a picture. Wait for your baby to babble back to you.
- Read a page with your child.
Ask a question. Wait 5 to 12 seconds for your child to answer.
- Don't worry if you cannot understand what your child says.

What do you see?
What do you think?



Narrative Skills #1 0—3

YOU





help your child develop

Narrative Skills

when you

help your child retell stories you've read together.

- Read a book together.
- Encourage your child to tell you the story.
- Let your child hold the book and “read” the story back to you.
- Use words like
 - ♦ first what happened?
 - ♦ then what happened?
 - ♦ what happened next?
 - ♦ what happened last?



Narrative Skills #1 4—5

YOU



help your child develop

Narrative Skills

when you

ask *What* questions and encourage your child to talk back.

- Point to a picture in the book and ask, “What’s that?”

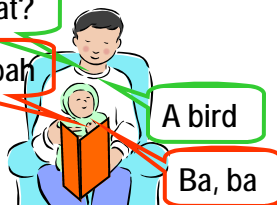
- Allow time for your baby or toddler to babble or talk.
- Say what the picture is—label it.
- Describe the picture.
- Give your child a chance to say something again.

What's that?

Goo-goo, bah

A bird

Ba, ba



Narrative Skills #2 0—3

YOU



help your child develop

Narrative Skills

when you

do dialogic reading with your child.

- Ask *What* questions about the pictures.
Cannot be answered with yes or no
- Wait for your child to answer.
- Repeat what your child says.
- Add information or description.
- Ask Open-Ended Questions about the pictures:
 - ♦ What is happening here?
 - ♦ How is that character feeling?
 - ♦ What do you remember?



Narrative Skills #2 4—5

No book handy? Activities you can do to help

- Encourage your child to tell you things in order.
 - ♦ About something that happened or is going to happen
 - ♦ What they did that day
 - ♦ How they made something
- Put cards in order.
 - ♦ Draw or cut out pictures to show different steps in something you do.
 - ♦ Have your child put the cards in order.



Narrative Skills #1 4—5

No book handy? Activities you can do to help

- Encourage your baby to babble or talk to you.
 - ♦ Say the sounds your baby makes.
 - ♦ Add your own words. Let your baby imitate you.
- Talk with your toddler and ask a question.
- Wait 5 to 12 seconds for your child to answer you.
- Don't worry if you can't understand what your toddler is saying.
- If your child is talking a lot, encourage him to tell you about things that happened, what he is doing or thinking.



Narrative Skills #1 0—3

No book handy? Activities you can do to help

- Ask What questions wherever you are
What's this?
- Repeat what your child says.
- Add description or information.
- Ask Open-Ended Questions:
 - ♦ What else do you know?
 - ♦ Where are you going?
 - ♦ What do you want to do now?
 - ♦ What do you see?
- How are you feeling?



Narrative Skills #2 4—5

No book handy? Activities you can do to help

- Talk with your child wherever you are.
- Encourage your child to repeat what you say.
Let me hear you say cereal, as you point to it.
- Praise your child for talking even if you can't understand what is said.
Yes, cereal; or that's right, a shovel to dig in the sand.
- Talk about pictures in catalogs.



Narrative Skills #2 0—3

YOU



help your child develop

Narrative Skills

when you

are tuned in to what your child is telling you.



- Watch your baby's gestures.
- Put words to gestures.
 - ♦ When your baby chews on a book, say, Oh that book looks good, let's read it together. Encourage your baby to talk as you read it.
 - ♦ When your child wants to turn a page, say, Oh! time to turn the page. Let your child try to repeat what you say.
- Encourage them to repeat what you say.
 - ♦ Say the title. Encourage your child to repeat.

Narrative Skills #3 0—2

YOU



help your child develop

Narrative Skills

when you

do dialogic reading with your child.

- Ask Open-Ended questions:
 - ♦ Cannot be answered with yes or no
 - ♦ What do you see on this page?
 - ♦ Look at the boy's face. How do you think he is feeling?
- Offer a choice:
 - ♦ What is the boy in the picture doing?
 - ♦ Is he riding a tricycle or running after a dog?
 - ♦ Let your child repeat one of your choices.
- Wait to let your child talk back.

What do you think is happening here?



Narrative Skills #3 2—3

YOU



help your child develop

Narrative Skills

when you

ask questions to encourage pretending.



- What do you think might happen?
- What do you think would happen if . . .
- If you were writing the book, how would you end the story?
- I wonder how this character is feeling. What do you think?



Narrative Skills #3 4—5

YOU



help your child develop


Narrative Skills

when you

encourage your child to repeat nursery rhymes and repeated phrases in books.

- Say a nursery rhyme and stop for your baby or toddler to repeat what you say.
- Don't worry if it's just jabbering.
- When you read a book with a repeated phrase, stop and repeat the phrase. Then have your child repeat it With you.

Brown bear, brown bear, what do you see?



Narrative Skills #4 0—2

No book handy? Activities you can do to help

- Ask Open-Ended questions about anything and everything.
 - ♦ What do you see?
 - ♦ What do you want to do now?
 - ♦ What do you want to do when we go to the park?
 - ♦ Where does the water go?
 - ♦ Where do you think milk come from?
- Wait for your child to answer.
- Repeat what your child says.
- Add a little bit more information.
- Encourage your child to repeat what you say.



Narrative Skills #3 2—3

No book handy? Activities you can do to help

- Put words to your child's actions.
 - ♦ When your child is smiling, Oh you are so happy!
 - ♦ As she moves her hands and feet, What are you so excited about?
 - ♦ When he turns his head away or arches his back, time for a break.
 - ♦ When toddler points to the refrigerator: What would you like to drink or eat?
- Watch what they look at, what interests them and talk about it. Let child repeat.
- Try using sign language with your child. Use the spoken word with the sign.



Narrative Skills #3 0—2

No book handy? Activities you can do to help

- Have your child chime in while you say nursery rhymes.
- Do fingerplays, actions to rhymes, with your child.
 - Have your toddler talk on the phone, or pretend to.
 - Sing to the tune of *This Is the Way We Wash Our Clothes* saying whatever you are doing. Have your child join in.



This is the way we clean the floor,
Clean the floor, clean the floor.
This is the way we clean the floor,
So early in the morning.



Narrative Skills #4 0—2

No book handy? Activities you can do to help

- Ask questions to encourage pretending.
- Join in your child's play.
 - ♦ What do you think might happen?
 - ♦ I wonder what would happen if . . .
- Ask interesting questions any time!
 - ♦ Where would you go if you could go anywhere you wanted?
 - ♦ What are you thinking about?
 - ♦ What would you do if . . . ?
- Talk about different things.
 - ♦ Pick a subject your child is interested in. What can you tell me about . . . ?
 - ♦ Talk about a subject you are interested in. Then ask your child what he knows about it.



Narrative Skills #3 4—5



YOU

help your child develop

Narrative Skills

when you



have your child say and act out repeated phrases.

- Say the repeated phrase and have your child repeat it.
- Put actions to the phrase and have your child imitate you.
- Each time you come to the repeated phrase, stop and wait for your child say it.
- Use factual books that interest your child.
 - ♦ Encourage your child to tell you about it.
 - ♦ Add more information from the book.



No book handy?

Activities you can do to help

- Have your child talk on the phone, or pretend to.
- Ask your child to tell you about something he did.
 - Take turns telling each other stories.
 - Use a puppet or toy to tell a stories together.
 - Sing to the tune of *This Is the Way We Wash Our Clothes* saying whatever you are doing. Have your child join in.



This is the way we set the table,
Set the table, set the table.
This is the way we set the table
Before we eat our meal.

