

YOU



help your child develop

Letter Knowledge

when you

help your child notice what is alike and different.

- Describe pictures in books
- Talk about how two pictures are alike and different:

- ♦ Book of faces

Both children have noses, but one is crying and one is laughing.




- ♦ Size, color, texture

- ♦ Animal pictures

Cow and horse have four legs.

Horse has a mane and cow does not.

Compare a cow and a calf.



Letter Knowledge #1 0—3

YOU



help your child develop

Letter Knowledge

when you

help your child notice what is alike and different in pictures and in letters.

- Talk about different pictures, how they are alike and different
- Share books looking for details in pictures.



- ♦ *Where's Waldo* or *I Spy* books

- Talk about letters, how they look similar and different.

Fan fan tan

Letter Knowledge #1 4—5

YOU



help your child develop

Letter Knowledge

when you

help your child notice shapes.

- Choose books with clear pictures, that stand out from the background color.
- Point to a picture to help your child focus on it.
- Talk about the shapes of things in the pictures.
 - ♦ Here's a picture of a ball. It is has a circle shape.
 - ♦ The roof on this house is a triangle shape.
- Share books about shapes with your child.



Letter Knowledge #2 0—2

YOU



help your child develop

Letter Knowledge

when you

help your child notice shapes in pictures and letters.

- Talk about the shapes of things in pictures.
 - ♦ I see a rectangle shape. Can you show me one?
- Share books about shapes with your child.
- Pick a letter and talk about its shape.
 - ♦ Look at this A in BARN.
 - The A has a triangle in it.

- Talk about the shapes of letters in words that interest your child:

- ♦ Letters in your child's name

- ♦ Letters in words of things that interest your child



Letter Knowledge #2 2—5

No book handy? 

Activities you can do to help

- Describe things you see wherever you go—how they are alike and different:

- ♦ Flowers, trees
- ♦ Cars, houses
- ♦ Things in the grocery store
- ♦ Clothing



• Compare

- ♦ Sizes
- ♦ Types of items
- ♦ Textures
- ♦ Colors



- Talk about the letters on signs.

- ♦ Upper and lower case
- ♦ Letters that look similar but are different



Letter Knowledge #1 4—5

No book handy? 

Activities you can do to help

- Describe things you see wherever you go—how they are alike and different:

- ♦ Flowers, trees
- ♦ Cars, houses
- ♦ Things in the grocery store
- ♦ Clothing

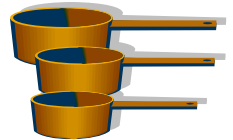


• Compare

- ♦ Size
- ♦ Color
- ♦ Texture
- ♦ Types of items

- Play sorting games

- ♦ Laundry
- ♦ Pots and pans
- ♦ Food containers




Letter Knowledge #1 0—3

No book handy? 

Activities you can do to help

- Point out shapes of things all around you.
- Talk about shapes while playing with your child.

- ♦ Putting puzzles together
- ♦ Using magnetic letters on the refrigerator or letters on blocks
- ♦ Using string or playdough to form letters



- Write a letter and let your child make a picture out of it.



Letter Knowledge #2 2—5

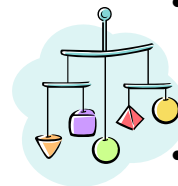
No book handy? 

Activities you can do to help

- Point out shapes all around:

- ♦ Baby's mobile
- ♦ Toys
- ♦ Designs on clothes

- Have your toddler play with simple puzzles.



Letter Knowledge #2 0—2

YOU



help your child develop


Letter Knowledge

when you

share alphabet books with your child.

- Choose alphabet books with clear, bright pictures.
- Point to the pictures and talk about them.
- Point to the letters and say their

Here is a blue car. Here is the letter C. Here is a dog. He's playing with a ball. Here is the letter D.



Letter Knowledge #3 0—2

YOU



help your child develop

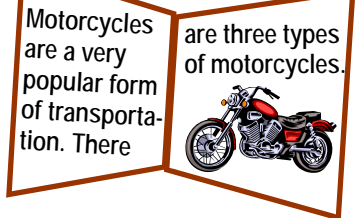
Letter Knowledge

when you

share alphabet books with your child.

- Point out the differences in the same letter, upper and lower case.
- No need to talk about letters from A to Z. Talk about the letters in words that interest your child.

You love motorcycles. Let's read about them. Motorcycle starts with the letter M. Here is the word motorcycle. Can you find the M? Good! How about a lower case m?



Letter Knowledge #3 2—5

YOU




help your child develop

Letter Knowledge

when you

help your child hear and make sounds.

- Talk about the pictures in books with your baby and toddler.
- If there is a picture of an animal or something that makes a sound, make the sound for your child even if it is not written in the book.
- Wait for your child to imitate the sounds you make.



Here's a bird. He's singing, tweet, tweet. Let me hear you say tweet, tweet.

Letter Knowledge #4 0—2

YOU



help your child develop


Letter Knowledge

when you

use letters in your child's name to learn about letter names and sounds.

- As you look at words in books:
 - ♦ Find letters in your child's name.
 - ♦ Find letters in family names.
- Talk about the sound of the first letter.

Brittany, look here's a word that starts with a B, just like in your name. It also has the b sound.



Letter Knowledge #4 2—5

No book handy? Activities you can do to help

- Sing the alphabet song.
- Sing the alphabet song to the tune of *Mary Had a Little Lamb*.



- Encourage your child to play with alphabet letters.
- Encourage your child to write even if it looks like scribbles.
- Play the Letter Look Game:
 - ♦ Choose a letter for the day.
 - ♦ Show your child how it looks in upper and lower case.
 - ♦ Look for that letter everywhere you go that day.



Letter Knowledge #3 2—5

No book handy? Activities you can do to help


- Play with puzzles including alphabet puzzles.
- Talk about the letters on toys such as blocks.
- Sing the alphabet song.



Letter Knowledge #3 0—2

No book handy? Activities you can do to help

- Write your child's name.
 - ♦ Use upper and lower case letters.
- Write words your child is interested in.
- Write all kinds of ways:
 - ♦ Your finger in the air, on the wall, floor
 - ♦ Flashlight on the wall ♦ Flour on cookie sheet
- Play with letters.
 - ♦ Pull a letter out of a bag. Say the letter.
 - ♦ Have your child repeat it.
- Name letters on signs. Talk about their sounds.
- Make an alphabet book.
 - ♦ Cut letters and pictures from catalogs and magazines.
 - ♦ Write letters and draw pictures.



Letter Knowledge #4 2—5

No book handy? Activities you can do to help

Pat-a-cake, pat-a-cake, baker's man.
Bake me a cake as fast as you can.
Pat it and prick it and mark it is B
And put it in the oven for
Baby and me.

Say your baby's name instead of Baby and first letter of his name instead of B.



- Cut letters out of cardboard or cereal boxes and let your toddler play with them.
- Encourage your toddler to scribble.
- Talk about sounds you hear all around you.



Letter Knowledge #4 0—2